



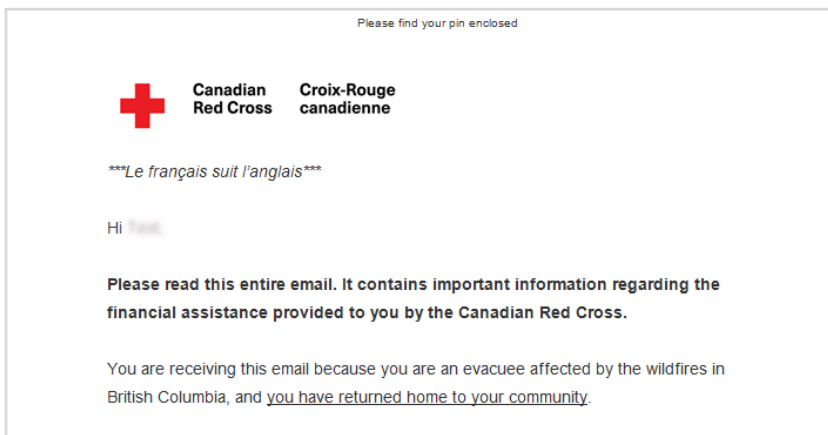
HOW TO ACCEPT YOUR ELECTRONIC FUNDS TRANSFER (EFT) FROM THE CANADIAN RED CROSS

The Canadian Red Cross is helping meet the urgent needs of people impacted by the wildfires in B.C. Through funding from the Province of B.C., the Red Cross is providing direct financial assistance through Electronic Fund Transfer (EFT) of \$600 to eligible households who have completed registration with the Red Cross.

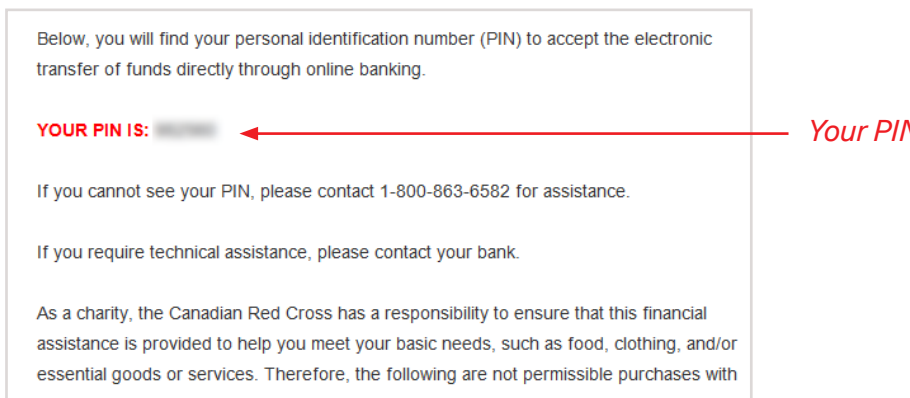
EFT Step-By-Step Process

You can access your B.C Fires Disaster Assistance in a few easy steps:

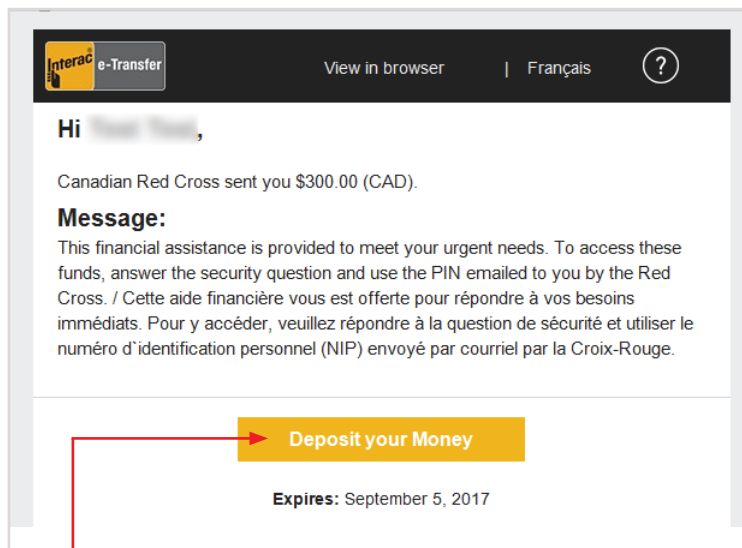
1. Ensure you are set up for online banking. You can do this through your bank.
2. You will get two emails from Canadian Red Cross <notify@payments.interac.ca>



- a. One will have the subject line “INTERAC e-Transfer: Canadian Red Cross sent you money,” and has the EFT details
- b. The other will have the subject line “Financial Support: Please Read and Retain This Important Information,” and will have your PIN information




3. Open the email with the “INTERAC e-Transfer: Canadian Red Cross sent you money” subject line and click “Deposit your money.”



This link will take you to a site where you can select which bank you would like to deposit the funds to

4. Select your bank

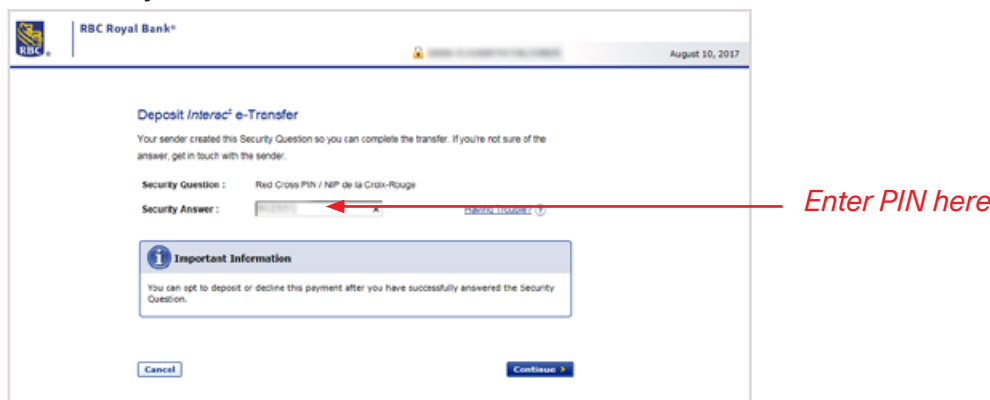
Can't find your bank? Try searching for it in the search bar



5. You will be directed to login to your online banking

6. Before you can deposit the funds, you will need to answer the security question and choose the account you would like the funds deposited into

- a. **The answer to the security question is the PIN provided in the email** with the subject line "Financial Support: Please Read and Retain This Important Information." Please enter this number carefully



7. Once you enter in your PIN and select your account, click Continue

8. The funds are now available for you to use